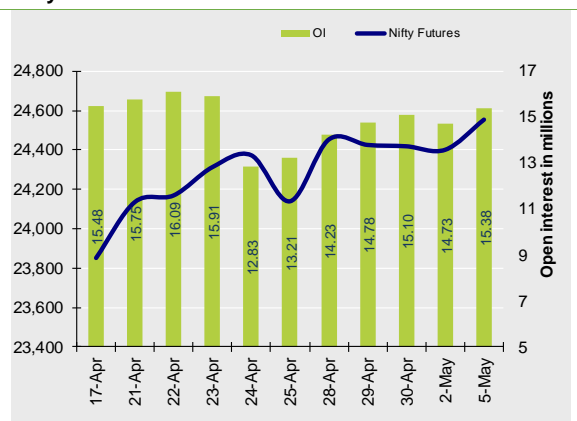


Nifty Snapshot

	Close	Prv Cl.	Ab chg	% chg
Spot	24,461.15	24,346.70	114.45	0.47
Futures	24,553.70	24,400.70	153.00	0.63
Oil(ml shr)	15.38	14.73	0.65	4.43
Vol (lots)	82774	172438	-89664	-52.00
COC	92.55	54.00	38.55	71.4
PCR-OI	0.97	0.91	0.06	6.9

Nifty Futures Price v/s OI



Institutional Activity in previous trading session

(in Rs cr.)	Buy	Sell	Net
Index Futures	3589.23	3057.72	531.51
Index Options	954623.79	990377.45	-35753.66
Stock Futures	20298.54	17493.54	2805.00
Stock Options	54935.06	56277.67	-1342.61
FII Cash	9,365.89	8,868.10	497.79
DII Cash	13,917.99	11,129.33	2,788.66

Net FII Activity (in Rs cr.)

Date	Idx Fut	Stk Fut	Idx Opt	Cash
5-May	531.5	2805.0	-35753.7	498
2-May	295.3	111.4	-31013.7	2770
30-Apr	1419.7	2982.4	26403.3	51
29-Apr	910.7	-216.2	-11490.1	2386
28-Apr	2210.5	5244.8	-8894.7	2474
25-Apr	-1672.3	1901.7	-59359.1	2952

Technical Pivot (Intraday):

	S2	S1	PIVOT	R1	R2
NIFTY	24395	24475	24550	24630	24710
BANKNIFTY	54615	54850	55150	55380	55680

(Price is in Rs; OI is in million units; Price chg and OI chg are in percentage) **NB RESEARCH**

Fresh Longs seen in:

Scrip	Price	Price chg	OI	OI Chg
PNBHousing	1063.3	0.7	5.9	12.2
ATGL	662.8	10.6	3.4	11.6
INDIANB	577.4	3.8	6.1	10.5

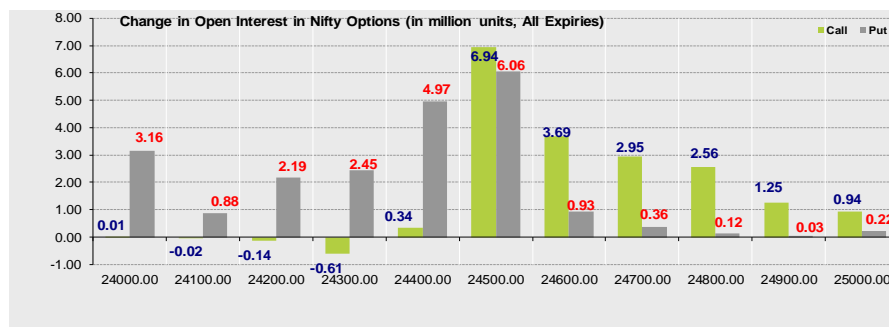
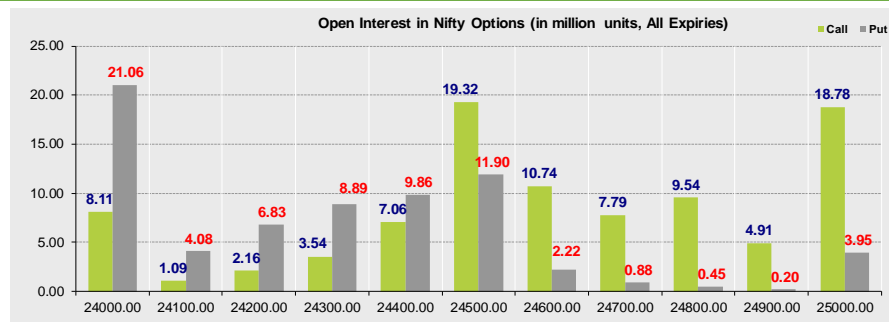
Short Covering seen in:

Scrip	Price	Price chg	OI	OI Chg
POONAWALLA	389.2	2.8	17.5	-5.8
AUBANK	680.6	0.2	26.1	-5.5
ADANIENT	2465.4	7.1	15.1	-5.2

Summary

- Indian markets closed on a positive note where buying was mainly seen in Automobiles, FMCG, Metals Sectors. Nifty May Futures closed at 24553.70 (up 153.00 points) at a premium of 92.55 pts to spot.
- FII's were net buyers in Cash to the tune of 497.79 Cr and were net buyers in index futures to the tune of 531.51 Cr.
- India VIX increased by 0.43% to close at 18.34 touching an intraday high of 18.80.

Open Interest in Nifty Options:



- The above second chart shows previous trading day's change in Nifty options where Addition in OI were seen in 24700, 24600, 24500, 24400 strike Calls and at 24300, 24400, 24500 strike Puts indicating market is likely to remain range bound in the near term.
- Highest OI build-up is seen at 24500 strike Calls and 24000 strike Puts, to the tune of 19.32mn and 21.06mn respectively.

Outlook on Nifty:

Index is likely to open on a flat note today and is likely to remain range bound during the day.

NIFTY50 Options OI (CE OI = Resistance) (PE OI = Support)

Symbol	Highest CE OI	Highest PE OI	CMP
ADANIENT	2600	2600	2465
ADANIPTS	1400	1200	1353
APOLLOHOSP	7200	6150	7010
ASIANPAINT	2500	2260	2449
AXISBANK	1200	1180	1179
BAJAJ-AUTO	8500	8000	7960
BAJFINANCE	10000	9000	8971
BAJAJFINSV	2100	1800	2037
BEL	320	310	317
BHARTIARTL	1880	1700	1871
CIPLA	1760	1300	1548
COALINDIA	400	450	388
DRREDDY	1200	1100	1171
EICHERMOT	5700	5300	5488
ETERNAL	260	230	241
GRASIM	3120	2340	2760
HCLTECH	1600	1200	1576
HDFCBANK	2000	1900	1946
HDFCLIFE	800	700	740
HEROMOTOCO	4000	3900	3791
HINDALCO	700	600	637
HINDUNILVR	2500	2400	2359
ICICIBANK	1500	1400	1436
ITC	450	430	436
INDUSINDBK	900	800	845

NIFTY50 Options OI (CE OI = Resistance) (PE OI = Support)

Symbol	Highest CE OI	Highest PE OI	CMP
INFY	1500	1200	1513
JSWSTEEL	1100	900	960
JIOFIN	280	260	262
KOTAKBANK	2300	2000	2096
LT	3500	3300	3345
M&M	3300	2900	3037
MARUTI	12000	12000	12442
NTPC	370	380	350
NESTLEIND	2500	2400	2341
ONGC	250	240	240
POWERGRID	330	320	310
RELIANCE	1400	1300	1434
SBILIFE	1960	1700	1778
SHRIRAMFIN	700	600	631
SBIN	800	800	778
SUNPHARMA	1900	1800	1843
TCS	3500	3400	3464
TATACONSUM	1300	1100	1163
TATAMOTORS	700	650	665
TATASTEEL	150	140	143
TECHM	1500	1400	1499
TITAN	3400	3000	3328
TRENT	5700	5200	5399
ULTRACEMCO	13000	10000	11724
WIPRO	250	240	244

OI against MWPL				
Symbol	MWPL	Open Interest	Limit for next day	% OI
MANAPPURAM	109606743	114678000	Ban	105%
RBLBANK	121575211	108556700	Ban	89%
CDSL	35530000	31426775	2326725	88%
SYNGENE	37816323	29988000	5937506	79%
LTF	168467595	131919030	28125185	78%
HINDCOPPER	65482129	51179450	11028572	78%
BANDHANBNK	193371109	150352400	33350153	78%
TATATECH	36328758	28003400	6508920	77%
ACC	16266067	12133800	3318963	75%
SAIL	289148547	201403200	73287919	70%
CANBK	672420574	432472500	206327045	64%
ABFRL	121580965	77227800	38274116	64%
ANGELONE	11638502	7305250	3751326	63%
NATIONALUM	178967755	110782500	59236867	62%
AARTIIND	41876170	25319300	14463061	60%
PNB	687763516	401080000	252295340	58%
VOLTAS	46126252	26798025	17021914	58%
GRANULES	29668038	17207675	10976961	58%
BSOFT	32988281	19002900	12335966	58%
HFCL	189248684	104531450	75254799	55%
LICHSGFIN	60244101	33228000	24003895	55%
NMDC	689383367	370575000	284339198	54%
TATACHEM	31601465	16771600	13249791	53%
IREDA	134388235	69500500	58168323	52%
ADANIENT	60081955	30549300	26528557	51%
EXIDEIND	91809066	46668600	40550012	51%
BHEL	256482590	129378375	114280085	50%
PEL	24011687	11917500	10893602	50%
INDUSINDBK	125014099	61967100	56796294	50%

[illegible]

Derivative Recommendations:

Stock Name	Call (Buy/Sell)	Entry price	Targets	Stop Loss	Duration	Status
NCC (Bull Call spread)	Buy	5.5	9.5	2	Positional	Open
DLF (Bull Call spread)	Buy	15	15	9	Positional	Open
SIEMENS 3000CE	Buy	117	160	85	1-2 Days	Open
INOXWIND 175CE	Buy	9	14	6	1-2 Days	Open

FROM THE EQUITY DERIVATIVE DESK:

NIRAV HARISH CHHEDA
AVP - DERIVATIVES AND TECHNICAL RESEARCH
E-Mail: nirav.chheda@nirmalbang.com
Tel no: 6273-8199/8000

AMIT BHUPTANI
SNR.DERIVATIVES AND TECHNICAL RESEARCH ANALYST
E-Mail: amit.bhuptani@nirmalbang.com
Tel no: 6273-8242/8000

DISCLOSURES

Research Reports that are published by Nirmal Bang Securities Private Limited (hereinafter referred to as "NBSPL") are for private circulation only. NBSPL is a registered Research Analyst under SEBI (Research Analyst) Regulations, 2014 having Registration no. INH000001766. NBSPL is also a registered Stock Broker with National Stock Exchange of India Limited, BSE Limited, Metropolitan Stock Exchange of India Limited, Multi Commodity Exchange of India Limited, National Commodity and Derivative Exchange Limited and Indian Commodity Exchange Limited in cash and Equity and Commodities derivatives segments.

NBSPL has other business divisions with independent research teams separated by Chinese walls, and therefore may, at times, have different or contrary views on stocks and markets.

NBSPL or its associates have not been debarred / suspended by SEBI or any other regulatory authority for accessing / dealing in securities Market. NBSPL, its associates or analyst or his relatives do not hold any financial interest (Except Investment) in the subject company. NBSPL or its associates or Analyst do not have any conflict or material conflict of interest at the time of publication of the research report with the subject company. NBSPL or its associates or Analyst or his relatives may or may not hold beneficial ownership of 1% or more in the subject company at the end of the month immediately preceding the date of publication of this research report.

NBSPL or its associates / analyst has not received any compensation / managed or co-managed public offering of securities of the company covered by Analyst during the past twelve months. NBSPL or its associates have not received any compensation or other benefits from the company covered by Analyst or third party in connection with the research report. Analyst has not served as an officer, director or employee of Subject Company. NBSPL / analyst has not been engaged in market making activity of the subject company.

Analyst Certification: The research analysts and authors of these reports, hereby certify that the views expressed in this research report accurately reflects my/our personal views about the subject securities, issuers, products, sectors or industries. It is also certified that no part of the compensation of the analyst(s) was, is, or will be directly or indirectly related to the inclusion of specific recommendations or views in this research. The analyst(s) principally responsible for the preparation of this research report and has taken reasonable care to achieve and maintain independence and objectivity in making any recommendations.

DISCLAIMER

This report is for the personal information of the authorized recipient and does not construe to be any investment, legal or taxation advice to you. NBSPL is not soliciting any action based upon it. Nothing in this research shall be construed as a solicitation to buy or sell any security or product, or to engage in or refrain from engaging in any such transaction. In preparing this research, we did not take into account the investment objectives, financial situation and particular needs of the reader.

This research has been prepared for the general use of the clients of NBSPL and must not be copied, either in whole or in part, or distributed or redistributed to any other person in any form. If you are not the intended recipient you must not use or disclose the information in this research in any way. Though disseminated to all the customers simultaneously, not all customers may receive this report at the same time. NBSPL will not treat recipients as customers by virtue of their receiving this report. This report is not directed or intended for distribution to or use by any person or entity resident in a state, country or any jurisdiction, where such distribution, publication, availability or use would be contrary to law, regulation or which would subject NBSPL & its group companies to registration or licensing requirements within such jurisdictions.

The report is based on the information obtained from sources believed to be reliable, but we do not make any representation or warranty that it is accurate, complete or up-to-date and it should not be relied upon as such. We accept no obligation to correct or update the information or opinions in it. NBSPL or any of its affiliates or employees shall not be in any way responsible for any loss or damage that may arise to any person from any inadvertent error in the information contained in this report. NBSPL or any of its affiliates or employees do not provide, at any time, any express or implied warranty of any kind, regarding any matter pertaining to this report, including without limitation the implied warranties of merchantability, fitness for a particular purpose, and non-infringement. The recipients of this report should rely on their own investigations.

This information is subject to change without any prior notice. NBSPL reserves its absolute discretion and right to make or refrain from making modifications and alterations to this statement from time to time. Nevertheless, NBSPL is committed to providing independent and transparent recommendations to its clients, and would be happy to provide information in response to specific client queries.

Before making an investment decision on the basis of this research, the reader needs to consider, with or without the assistance of an adviser, whether the advice is appropriate in light of their particular investment needs, objectives and financial circumstances. There are risks involved in securities trading. The price of securities can and does fluctuate, and an individual security may even become valueless. International investors are reminded of the additional risks inherent in international investments, such as currency fluctuations and international stock market or economic conditions, which may adversely affect the value of the investment. Opinions expressed are subject to change without any notice. Neither the company nor the director or the employees of NBSPL accept any liability whatsoever for any direct, indirect, consequential or other loss arising from any use of this research and/or further communication in relation to this research. Here it may be noted that neither NBSPL, nor its directors, employees, agents or representatives shall be liable for any damages whether direct or indirect, incidental, special or consequential including lost revenue or lost profit that may arise from or in connection with the use of the information contained in this report.

Copyright of this document vests exclusively with NBSPL. Our reports are also available on our website www.nirmalbang.com